



टीएचडीसी इंडिया लिमिटेड
THDC INDIA LIMITED
CIN: U45203UR1988GOI009822



No. THDC/RKSH/CS/F-200/BSE-NSE

Date: 06.08.2024

BSE Limited
Phiroze Jeejeebhoy Towers
Dalal Street
Mumbai - 400 001

National Stock Exchange of India Limited
Exchange Plaza, 5th Floor, Plot No. C-1,
Block G, Bandra-Kurla Complex, Bandra (E)
Mumbai - 400 051

Sub: Intimation to Stock Exchange regarding:

- Submission of Financial Result for the quarter ended June 30, 2024.**
- Disclosure under Regulation 54 read with Regulation 52(7) and 52(7A) of SEBI (LODR) 2015.**

Dear Sir/ Madam,

We are enclosing the Financial Results (Standalone & Consolidated) along with Limited Review Report by the Statutory Auditors for the quarter ended June 30, 2024 in the prescribed format as required under Regulation 52 of SEBI (LODR) Regulations 2015. The Results have been reviewed by the Audit Committee of the company and approved by the Board of Directors in their respective meetings held on 6th August 2024.

The information as required under Regulation 52(4) of the SEBI (LODR) Regulations, 2015 is also covered in the Financial Results (Standalone & Consolidated) submitted herewith.

Security Cover certificate by Statutory Auditor's with respect to listed non-convertible debt securities of the company as per Reg 54 and the utilization statement under Regulation 52(7) and 52(7A) as on June 30, 2024 is also submitted herewith.

The submitted information shall also be posted on the website of the company.

Thanking you

For THDC INDIA LIMITED

(Rashmi Sharma)
Company secretary & Compliance Officer

CC:

Vistra ITCL (India) Limited - Debenture Trustee

**INDEPENDENT AUDITORS' LIMITED REVIEW REPORT ON THE UNAUDITED STANDALONE
FINANCIAL RESULTS FOR
THE QUARTER ENDED 30TH JUNE 2024**

To,
The Board of Directors
THDC India Limited

We have reviewed the accompanying statement of Unaudited Standalone Financial Results of **THDC India Limited** for the period ended 30th June 2024. This statement is the responsibility of the Company's Management and has been approved by the Board of Directors. Our responsibility is to issue a report on the Standalone Financial Statement based on our review.

We conducted our review of the Statement in accordance with the Standard on Review Engagements (SRE) 2410, "Review of Interim Financial Information Performed by the Independent Auditor of the Entity", issued by the Institute of Chartered Accountants of India. This standard required that we plan and perform the review to obtain moderate assurance as to whether the financial statements are free of material misstatement. A review is limited primarily to inquire of company personnel and analytical procedures applied to financial data and thus provided less assurance than an audit. We have not performed an audit and accordingly, we do not express an audit opinion.

Based on our review conducted as above, nothing has come to our attention that causes us to believe that the accompanying statement of unaudited standalone financial results prepared in accordance with applicable Accounting Standards and other recognized accounting practices and policies has not disclosed the information required to be disclosed in terms of Regulation 52 of the SEBI (Listing Obligations and Disclosure Requirements) Regulations, 2015 including the manner in which it is to be disclosed, or that it contains any material misstatement.

For HCO & Co.
Chartered Accountants
Firm's CAI Reg. No. 001087C



CA. Vivek Agarwal
Partner
M. No.: 400733
Place: Rishikesh
Date: 06.08.2024
UDIN: 24400733BKBNIU7051



- New Delhi
- Gorakhpur
- Prayagraj
- Ranchi
- Noida
- Mau
- Rewa
- Patna
- Dehradun

Suite # 1
Dalibagh Apartments
Butler Road
Lucknow - 226001

T : 0522-4231643
M : 9415020529
E : info@hcoca.com
W : www.hcoca.com

THDC INDIA LIMITED
CIN: U45203UR1988GOI009822
STANDALONE STATEMENT OF ASSETS AND LIABILITIES AS AT 30.06.2024

Sl.No.	Particulars	Amount In Crore ₹		
		As at 30.06.2024 (Unaudited)	As at 30.06.2023 (Unaudited)	As at 31.03.2024 (Audited)
A	ASSETS			
1	Non-Current Assets			
	(a) Property, Plant and Equipment	6,154.35	6,108.53	6,201.25
	(b) Right of Use Assets	634.96	400.66	641.69
	(c) Other Intangible Assets	1.21	0.52	1.38
	(d) Capital work-in- progress	19,944.37	15,197.80	18,898.53
	(e) Financial Assets			
	(i) Investment in Subsidiary Co.	48.10	29.60	40.70
	(ii) Loans	27.21	29.61	28.13
	(iii) Advances	-	-	-
	(iv) Others	26.05	29.24	24.87
	(f) Deferred Tax Assets (Net)	997.94	814.34	1,001.45
	(g) Non Current Tax Assets Net	74.61	19.22	59.04
	(h) Other Non-Current Assets	1,994.51	2,191.98	1,880.33
	Sub-Total- Non-Current Assets	29,903.31	24,821.50	28,777.37
2	Current Assets			
	(a) Inventories	97.21	76.81	131.56
	(b) Financial Assets			
	(i) Trade Receivables	370.40	467.60	450.68
	(ii) Cash and Cash Equivalents	137.73	139.06	95.62
	(iii) Bank Balances other than (ii) above	-	-	-
	(iv) Loans	7.66	7.98	7.90
	(v) Advances	30.77	8.74	15.63
	(vi) Others	1,506.44	487.33	1,494.11
	(c) Current Tax Assets (Net)	28.62	94.73	25.10
	(d) Other Current Assets	62.07	29.55	93.42
	Sub-Total-Current Assets	2,240.90	1,311.80	2,314.02
3	Regulatory Deferral Account Debit Balance	218.54	131.42	215.72
	Total Assets	32,362.75	26,264.72	31,307.11
B	EQUITY AND LIABILITIES			
1	Equity			
	(a) Equity Share Capital	3,665.88	3,665.88	3,665.88
	(b) Other Equity	6,841.64	6,809.76	6,880.80
	Total Equity	10,507.52	10,475.64	10,546.68
2	Liabilities			
(i)	Non-Current Liabilities			
	(a) Financial Liabilities			
	(i) Borrowings	16,275.33	11,347.18	14,578.80
	(ia) Lease Liabilities	33.63	36.16	33.65
	(ii) Non current Financial Liabilities	82.15	245.87	70.67
	(b) Other Non Current Liabilities	740.65	782.79	736.54
	(c) Provisions	167.92	171.06	163.20
	Sub-Total-Non-Current Liabilities	17,299.68	12,583.06	15,582.86
(ii)	Current Liabilities			
	(a) Financial Liabilities			
	(i) Borrowings	1,894.14	1,160.69	2,108.60
	(ia) Lease Liabilities	2.71	3.01	3.20
	(ii) Trade Payables			
	A. Total outstanding dues of micro enterprises and small enterprises	0.74	0.94	1.51
	B. Total outstanding dues of creditors other than micro enterprises and small enterprises	16.58	28.35	52.29
	(iii) Others	1,521.57	1,082.69	1,853.55
	(b) Other Current Liabilities	133.97	77.91	167.30
	(c) Provisions	308.99	356.19	310.75
	(d) Current Tax Liabilities (Net)	-	2.98	-
	Sub-Total-Current Liabilities	3,878.70	2,712.76	4,497.20
3	Regulatory Deferral Account Credit Balance	676.85	493.26	680.37
	TOTAL EQUITY AND LIABILITIES	32,362.75	26,264.72	31,307.11



For and on Behalf of Board of Directors
[Signature]
Ajay Kumar Garg
Chief Financial Officer

[Signature]
Shallinder Singh Kaushal
Director (Finance)

THDC INDIA LIMITED
CIN: U45203UR1988GOI009822

STATEMENT OF UNAUDITED STANDALONE FINANCIAL RESULTS FOR THE QUARTER ENDED 30.06.2024

Amount In Crore ₹

Sl. No.	Particulars	Quarter ended			Year ended
		30.06.2024 (Unaudited)	31.03.2024 (Audited)	30.06.2023 (Unaudited)	31.03.2024 (Audited)
1	2	3	4	5	6
1	Income				
	(a) Revenue from Operations	250.20	438.78	354.97	1,967.24
	(b) Other Income	7.92	9.43	5.70	44.85
	Deferred Revenue on account of Irrigation Component	5.91	5.11	5.14	20.65
	Less: Depreciation on Irrigation Component	(5.91)	(5.11)	(5.14)	(20.65)
	Total Revenue (a+b)	258.12	448.21	360.67	2,012.09
2	Expenses				
	(a) Employee Benefits Expense	86.98	99.20	84.80	341.17
	(b) Finance Costs	56.56	45.76	20.10	158.65
	(c) Depreciation & Amortisation	49.56	78.71	72.20	300.05
	(d) Generation Administration and Other Expenses	106.98	236.97	123.41	611.92
	Total Expenses (a+b+c+d)	300.08	460.64	300.51	1,411.79
3	Profit before Regulatory Deferral Account Balances, Exceptional items and Tax	(41.96)	(12.43)	60.16	600.30
	Exceptional items- (Income)/Expenses-Net	-	-	-	-
	Profit before Tax and Regulatory Deferral Account Balances	(41.96)	(12.43)	60.16	600.30
4	Tax Expenses:				
	(a) Current Tax (Income Tax)	-	(3.17)	10.42	103.62
	(b) Deferred Tax - (Asset)/Liability	3.50	(198.10)	4.03	(185.43)
5	Profit after Tax before Regulatory Deferral Account Balances	(45.46)	188.84	45.71	682.11
6	Net Movement in Regulatory Deferral Account Balances Income/(Expense)- Net of Tax	6.34	(106.05)	1.82	(83.03)
7	Profit for the Period from Continuing Operations	(39.12)	82.79	47.53	599.08
8	Other Comprehensive Income/(expense)				
	(i) Items that will not be classified to Profit or Loss:				
	- Re-measurement of the Defined Benefits Plans	(0.02)	(5.73)	(0.50)	(7.22)
	- Deferred Tax on Re-measurements of the Defined Benefit Plans-Deferred Tax Asset/(Liability)	(0.01)	(2.00)	(0.17)	(2.52)
9	Total Comprehensive Income	(39.15)	75.06	46.86	589.34
10	Paid-up equity share capital (Face value of share ₹1000/- each)	3,665.88	3,665.88	3,665.88	3,665.88
11	Paid-up debt capital	16,691.73	14,910.36	11,750.59	14,910.36
12	Other equity excluding Revaluation reserve as per balance sheet	6,841.64	6,880.80	6,809.76	6,880.80
13	Net worth	10,507.52	10,546.68	10,475.64	10,546.68
14	Debenture redemption reserve	285.78	264.42	202.13	264.42
15	Earning Per Share (of ₹1000/-each)				
	EPS including net movement in Reg. Deferral Account-Basic	(10.67)	22.58	12.97	163.42
	EPS including net movement in Reg. Deferral Account-Diluted	(10.67)	22.58	12.97	163.42
	EPS excluding net movement in Reg. Deferral Account-Basic	(12.40)	51.51	12.47	186.07
	EPS excluding net movement in Reg. Deferral Account-Diluted	(12.40)	51.51	12.47	186.07

For and on Behalf of Board of Directors



Ajay
Ajay Kumar Garg
Chief Financial Officer

Shallinder
Shallinder Singh Kaushal
Director (Finance)

THDC INDIA LIMITED
CIN: U45203UR1988GOI009822
STANDALONE CASH FLOW STATEMENT FOR THE QUARTER ENDED 30.06.2024

Amount In Crore ₹


PARTICULARS	For the Quarter Ended 30.06.2024 (Unaudited)		For the Quarter Ended 30.06.2023 (Unaudited)		For the Year Ended 31.03.2024 (Audited)	
A. CASH FLOW FROM OPERATING ACTIVITIES						
Profit Before Exceptional items and Tax		-41.95		60.16		600.30
Add: Net Movement in Regulatory Deferral Account Balances (net of tax)		-6.34		-1.82		83.03
Add: Tax on Net Movement in Regulatory Deferral Account Balances		0.00		-0.39		17.58
Profit Before Tax including movements in regulatory deferral account balances		-48.29		57.95		700.91
Adjustments for:-						
Depreciation	49.56		72.20		300.05	
Depreciation- Irrigation Component	5.91		5.14		20.65	
Provisions			0.00		-	
Bad Debts Written off			0.00		0.00	
Advance Against Depreciation	-1.90		-1.89		-7.60	
Late Payment Surcharge	-5.56		-3.12		-15.48	
Finance Cost	56.56		20.10		158.65	
Profit on Sale of Assets			0.00		-0.15	
Loss on Sale of Assets	0.51		0.10		0.40	
Interest on Bank Deposits	-0.20		-0.10		-0.81	
Other Comprehensive Income (OCI)	-0.02		-0.50		-7.22	
Prior Period Adjustments through SOCIE					-	
Exceptional items		104.86		91.93		448.49
Cash Flow from Operating activities Before Working Capital Changes		56.57		149.88		1,149.40
Adjustment For :-						
Inventories	3.13		-0.13		-1.98	
Trade Receivables	104.62		228.35		245.27	
Other Assets	16.59		36.19		-1,031.81	
Loans and Advances (Current + Non Current)	-17.83		0.30		31.65	
Minority Interest			0.00		-	
Trade Payable and Liabilities	-184.04		-35.56		131.36	
Provisions (Current + Non Current)	7.52		71.10		47.07	
Net Movement in Regulatory Deferral Account	6.34	-63.67	1.82	302.07	-83.03	-661.47
Balance						
Cash Generated From Operations		-7.10		451.95		487.93
Corporate Tax				-10.42		-103.62
Net Cash From Operations (A)		-7.10		441.53		384.31
B. CASH FLOW FROM INVESTING ACTIVITIES						
Change in:-						
Purchase of Fixed Assets and CWIP	-781.00		-1,025.42		-4,401.19	
Proceeds of Fixed Assets and CWIP	0.84		1.38		12.25	
Construction Stores					0.00	
Capital Advances	-114.28		-92.63		218.92	
Interest on Bank Deposits	0.20		0.10		0.81	
Late Payment Surcharge	5.55		3.09		15.45	
Bank Balances other than cash and cash equivalents					-	
Investment in Subsidiary Co.	-7.40		-3.70		-14.80	
Net Cash Flow From Investing Activities (B)		-896.09		-1,117.18		-4,168.56
C. CASH FLOW FROM FINANCING ACTIVITIES						
Share Capital (Including Pending Allotment)						
Other Capital Reserve						
Repayment of Borrowings- Non Current	-192.79		-172.39		-238.78	
Proceeds of Borrowings- Non Current	1,889.32		1,230.48		4,528.49	
Borrowings- Current	84.84		17.27		945.42	
Lease Liability	-0.68		-1.07		-6.37	
Interest on loans	-236.09		-162.19		-1,099.81	
Dividend	-300.00		0.00		-171.44	
Net Cash Flow From Financing Activities (C)		1,244.60		912.10		3,957.51
D. NET CASH FLOW DURING THE YEAR (A+B+C)		341.41		236.45		173.26
E. OPENING CASH & CASH EQUIVALENTS		-681.42		-854.68		-854.68
F. CLOSING CASH & CASH EQUIVALENTS(D+E)		-340.01		-618.23		-681.42


Note:

1. Previous year's figures have been Regrouped / Rearranged / Recast wherever necessary.



For and on Behalf of Board of Directors


Ajay Kumar Garg
 Chief Financial Officer


Shallinder Singh Kaushal
 Director (Finance)

THDC INDIA LIMITED
CIN: U45203UR1988GOI009822

Additional disclosures as per Clause 52(4) of SEBI(LODR) Regulations, 2015 on STANDALONE STATEMENT OF FINANCIAL RESULTS FOR THE QUARTER ENDED 30.06.2024

Amount In Crore ₹

Sl. No.	Particulars	Quarter ended			Year ended
		30.06.2024	31.03.2024	30.06.2023	31.03.2024
		(Unaudited)	(Audited)	(Unaudited)	(Audited)
1	2	3	4	5	6
a	Debt Equity Ratio	1.73	1.58	1.19	1.58
b	Debt Service Coverage Ratio	0.48	1.44	1.19	1.93
c	Interest Service Coverage Ratio	1.18	4.53	6.96	6.67
d	Outstanding redeemable preference shares	-	-	-	-
e	Debenture Redemption Reserve	285.78	264.42	202.13	264.42
f	Net worth	10,507.52	10,546.68	10,475.64	10,546.68
g	Net Profit after tax	-39.12	82.79	47.53	599.08
h	Earnings per share	-10.67	22.58	12.97	163.42
i	Current Ratio	0.58	0.51	0.48	0.51
j	Long term debt to working Capital	-13.67	-8.05	-11.78	-8.05
k	Bad debts to account receivable	0.00	0.00	0.00	0.00
l	Current Liability Ratio	0.18	0.22	0.17	0.22
m	Total debts to total assets	0.56	0.53	0.48	0.53
n	Debtors turnover	0.61	0.86	0.61	3.43
o	Inventory turnover	2.19	4.54	4.56	18.70
p	Operating margin	5.84%	7.60%	22.61%	38.58%
q	Net profit margin	-15.64%	18.87%	13.39%	30.45%

Ratios have been computed as follows:

(a) Debt equity ratio : Total debt / Shareholder's Equity

Total debt : Non current borrowings (incl. current maturities of non current borrowings) + Current Borrowings

Shareholder's Equity : Equity share capital + Other equity

(b) Debt Service Coverage Ratio : Earnings available for Debt Service / Debt Service

Earnings available for Debt Service : Net Profit after Taxes + Depreciation & Amortisation Exp + Finance Cost + Exceptional Items

Debt service : Interest on debt + Lease Payments + Principal repayments of long term debt

(c) Interest Service Coverage Ratio : (Net Profit after Taxes + Depreciation & Amortisation Exp + Finance Cost + Exceptional Items) / Interest on debt

(i) Current Ratio : Current Assets / Current Liabilities

(j) Long term debt to working Capital : Long term debt (incl. current maturities of non-current borrowings) / (Working capital + current maturities of non-current borrowings)

(k) Bad debts to account receivable : Bad debts / Average Account Receivables

(l) Current Liability Ratio : Current liabilities / Total liabilities (excl. total equity)

(m) Total debts to total assets : Total debt / Total Assets

Total debt : Long term borrowings (incl. current maturities of long term borrowings) + short term borrowings

(n) Debtors turnover : Revenue from Operations / Average trade receivables

(o) Inventory turnover : Revenue from Operations / Average Inventory

(p) Operating margin : (Total Revenue - Employees Benefit Expenses - Depreciation & Amortisation - Generation, Administration & Other Expenses - Provisions) / Revenue from Operations

(q) Net profit margin : Net Profit / Net Sales



For and on Behalf of Board of Directors

Ajay Kumar Garg
Ajay Kumar Garg
Chief Financial Officer

Shallinder Singh Kaushal
Shallinder Singh Kaushal
Director (Finance)

Notes to Standalone Financial Results:

1. The above standalone financial results have been reviewed by the Audit Committee of the Board of Directors in their meeting held on 06.08.2024 and approved by the Board of Directors in the meeting held on 06.08.2024.
2. These standalone financial results have been reviewed by Statutory Auditors as required under Regulation 52 of the Securities and Exchange Board of India (Listing Obligations and Disclosure Requirements) Regulations, 2015, as amended.
3. (i) Pending Finalisation of Tariff Petition for 2024-29, revenue for Tehri HPP & Koteshwar HEP has been recognized for the current quarter ended 30th June 2024 based on the provisional tariff allowed on the basis of CERC (Terms and Conditions of Tariff) Regulations, 2024. The amount provisionally billed for the Quarter ended 30th June 2024 is ₹ 322.57 Cr (Corresponding Previous Quarter ₹ 408.49 Cr) respectively.

Sales Revenue for Wind, Solar & Small Hydro Projects etc. has been recognized based on approved tariff as per PPAs. The amount provisionally billed for the Quarter ended 30th June 2024 is ₹ 44.54 Cr (Corresponding Previous Quarter ₹ 35.03 Cr) respectively.

(ii) Sales for the Quarter ended 30th June 2024 have been provisionally recognized at ₹ 250.20 Cr (Corresponding Previous Quarter ₹ 354.97 Cr) respectively.

4. During the period, complete shutdown of Tehri HPP & Koteshwar HEP was done from 02.06.2024 to 06.07.2024 due to river joining works of Tehri PSP.
5. During the quarter, the Company has paid interim dividend of ₹ 300.00 Cr. for the financial year 2023-24 which was declared in Board of Directors meeting held on 31-Mar-2024.
6. For all secured bonds issued by the Company, 100% security cover is maintained for outstanding bonds as per the terms of Private Placement Offer Letter.
7. Previous period/year figures have been reclassified / regrouped wherever considered necessary.



For and on Behalf of Board of Directors


Ajay Kumar Garg
Chief Financial Officer


Shallinder Singh Kaushal
Director (Finance)

**INDEPENDENT AUDITORS' LIMITED REVIEW REPORT ON THE UNAUDITED
CONSOLIDATED FINANCIAL RESULTS FOR THE
QUARTER ENDED 30TH JUNE 2024**

To
The Board of Directors
THDC India Limited

1. We have reviewed the accompanying Statement of Unaudited Consolidated Financial Results of **THDC India Limited** ("the Parent") and its subsidiary (the Holding Company and its subsidiary together referred to as "the Group") for the quarter ended 30th June 2024 attached herewith ("the Statement") being submitted by the Parent pursuant to the requirements of Regulation 52 of the SEBI (Listing Obligations and Disclosure Requirements) Regulations, 2015 as amended ("the Regulations").

2. This Statement, which is the responsibility of the Parent's Management and approved by the Parent's Board of Directors, has been prepared in accordance with the recognition and measurement principles laid down in Indian Accounting Standard 34 "Interim Financial Reporting" ("IND AS 34"), prescribed under Section 133 of the Companies Act, 2013 as amended, read with relevant rules issued thereunder and other accounting principles generally accepted in India. Our responsibility is to express a conclusion on the Statement based on our review.

3. We conducted our review of the Statement in accordance with the Standard on Review Engagement (SRE) 2410, 'Review of Interim Financial Information Performed by the Independent Auditor of the Entity', issued by the Institute of Chartered Accountants of India. A review of interim financial information consists of making inquiries, primarily of persons responsible for financial and accounting matters, and applying analytical and other review procedures. A review is substantially less in scope than an audit conducted in accordance with Standards on Auditing and consequently does not enable us to obtain assurance that we would become aware of all significant matters that might be identified in an audit. Accordingly, we do not express an audit opinion.

4. The Statement includes the results of the following subsidiary entities:

- TUSCO Limited
- TREDCO Rajasthan Limited.
- THDCIL-UJVNL Energy Company Limited

5. Based on our review conducted and procedures performed as stated in paragraph 3 above, we report that nothing has come to our attention that causes us to believe that the accompanying Statement read with notes thereon prepared in accordance with the recognition and measurement principles laid down in the aforesaid Indian Accounting Standard specified under Section 133 of the Companies Act, 2013, as amended read with relevant rules issued thereunder and other accounting principles generally accepted in India, has not disclosed the information required to be disclosed in terms of the Regulations, including the manner in which it is to be disclosed, or that it contains any material misstatement.

- New Delhi
- Gorakhpur
- Prayagraj
- Ranchi
- Noida
- Mau
- Rewa
- Patna
- Dehradun

Suite # 1
Dalibagh Apartments
Butler Road
Lucknow - 226001



Member of
**ntea**
Alliance of
independent firms

6. Other Matters


The unaudited consolidated financial results also include interim financial results/financial information of 3 subsidiaries which has not been reviewed by their auditor, whose interim financial results/financial information reflect total revenue of Rs. 0.34 crore, total net profit/(loss) after tax of Rs. (0.20) Crore and total comprehensive income/(loss) of Rs. (0.20) crore, for the quarter ended 30.06.2024, as considered in the unaudited consolidated financial results. This un-reviewed interim financial results/financial information has been furnished to us by the Parent's management and our conclusion on the Statement, in so far as it relates to the amounts and disclosures included in respect of aforesaid subsidiary, is based solely on such un-reviewed interim financial results/ financial information. According to information and explanations given to us by the Parent's management, this un-reviewed interim financial results/ financial information of the aforesaid subsidiary included in these unaudited consolidated financial results, are not material to the Group.

Our opinion is not modified in respect of these matters.

For HCO & Co.

Chartered Accountants

Firm's ICAI Reg. No.001087C



CA. Vivek Agarwal

Partner

M.No.:400733

Place: Rishikesh

Date: 06.08.2024

UDIN: 24400733BKBNIV7498



THDC INDIA LIMITED
CIN: U45203UR1988GOI009822
CONSOLIDATED STATEMENT OF ASSETS AND LIABILITIES AS AT 30.06.2024

				Amount In Crore ₹		
Sl.No.	Particulars	As at 30.06.2024 (Unaudited)	As at 30.06.2023 (Unaudited)	As at 31.03.2024 (Audited)		
A	ASSETS					
1	Non-Current Assets					
	(a) Property, Plant and Equipment	6,156.03	6,109.41	6,202.73		
	(b) Right of Use Assets	740.15	485.99	748.26		
	(c) Other Intangible Assets	1.25	0.54	1.42		
	(d) Capital work-in- progress	20,050.26	15,254.47	18,995.45		
	(e) Financial Assets					
	(i) Loans	27.21	29.61	28.13		
	(ii) Advances	-	-	-		
	(iii) Others	26.49	25.56	25.26		
	(f) Deferred Tax Assets (Net)	999.27	814.98	1,002.71		
	(g) Non Current Tax Assets Net	74.70	19.29	59.13		
	(h) Other Non-Current Assets	2,051.62	2,195.26	1,911.13		
	Sub-Total- Non-Current Assets	30,126.98	24,935.11	28,974.22		
2	Current Assets					
	(a) Inventories	97.21	76.81	131.56		
	(b) Financial Assets					
	(i) Trade Receivables	370.40	467.60	450.68		
	(ii) Cash and Cash Equivalents	155.90	145.37	106.21		
	(iii) Bank Balances other than (ii) above	57.34	15.01	13.30		
	(iv) Loans	7.66	7.98	7.90		
	(v) Advances	21.40	6.80	6.41		
	(vi) Others	1,506.44	487.33	1,494.11		
	(c) Current Tax Assets (Net)	28.69	94.73	25.12		
	(d) Other Current Assets	68.55	29.72	97.02		
	Sub-Total-Current Assets	2,313.59	1,331.35	2,332.31		
3	Regulatory Deferral Account Debit Balance	218.54	131.42	215.72		
	Total Assets	32,659.11	26,397.88	31,522.25		
B	EQUITY AND LIABILITIES					
1	Equity					
	(a) Equity Share Capital	3,665.88	3,665.88	3,665.88		
	(b) Other Equity	6,838.80	6,808.62	6,878.11		
	Total Equity attributable to the owners of the parent	10,504.68	10,474.50	10,543.99		
	Non-controlling interests	15.90	11.30	13.35		
	Total-Equity	10,520.58	10,485.80	10,557.34		
2	Liabilities					
(i)	Non-Current Liabilities					
	(a) Financial Liabilities					
	(i) Borrowings	16,335.83	11,347.18	14,608.21		
	(ia) Lease Liabilities	141.58	123.87	141.60		
	(ii) Non current Financial Liabilities	82.15	245.87	70.67		
	(b) Other Non Current Liabilities	837.22	807.29	784.84		
	(c) Provisions	167.93	171.06	163.20		
	Sub-Total-Non-Current Liabilities	17,564.71	12,695.27	15,768.52		
(ii)	Current Liabilities					
	(a) Financial Liabilities					
	(i) Borrowings	1,894.14	1,160.69	2,108.60		
	(ia) Lease Liabilities	14.48	11.03	14.97		
	(ii) Trade Payables					
	A. Total outstanding dues of micro enterprises and small enterprises	0.74	0.94	1.51		
	B. Total outstanding dues of creditors other than micro enterprises and small enterprises	16.60	28.35	52.42		
	(iii) Others	1,527.37	1,085.26	1,859.73		
	(b) Other Current Liabilities	134.60	78.11	167.99		
	(c) Provisions	309.04	356.19	310.80		
	(d) Current Tax Liabilities (Net)	-	2.98	-		
	Sub-Total-Current Liabilities	3,896.97	2,723.55	4,516.02		
3	Regulatory Deferral Account Credit Balance	676.85	493.26	680.37		
	TOTAL EQUITY AND LIABILITIES	32,659.11	26,397.88	31,522.25		



For and on Behalf of Board of Directors

Ajay Kumar Garg
Chief Financial Officer

Shallinder Singh Kaushal
Director (Finance)

THDC INDIA LIMITED
CIN: U45203UR1988GOI009822
STATEMENT OF UNAUDITED CONSOLIDATED FINANCIAL RESULTS FOR THE QUARTER ENDED 30.06.2024

Amount In Crore ₹

Sl. No.	Particulars	Quarter ended			Year ended
		30.06.2024	31.03.2024	30.06.2023	31.03.2024
		(Unaudited)	(Audited)	(Unaudited)	(Audited)
1	2	3	4	5	6
1	Income				
	(a) Revenue from Operations	250.20	438.78	354.97	1,967.24
	(b) Other Income	8.26	9.44	5.99	45.37
	Deferred Revenue on account of Irrigation Component	5.91	5.11	5.14	20.65
	Less: Depreciation on Irrigation Component	(5.91)	(5.11)	(5.14)	(20.65)
	Total Revenue (a+b)	258.46	448.22	360.96	2,012.61
2	Expenses				
	(a) Employee Benefits Expense	87.58	100.37	85.09	343.31
	(b) Finance Costs	56.56	45.76	20.10	158.65
	(c) Depreciation & Amortisation	49.56	78.71	72.20	300.05
	(d) Generation Administration and Other Expenses	106.98	237.43	123.41	613.02
	Total Expenses (a+b+c+d)	300.68	462.27	300.80	1,415.03
3	Profit before Regulatory Deferral Account Balances, Exceptional items and Tax	(42.22)	(14.05)	60.16	597.58
	Exceptional items- (Income)/Expenses-Net	-	-	-	-
	Profit before Tax and Regulatory Deferral Account Balances	(42.22)	(14.05)	60.16	597.58
4	Tax Expenses:				
	(a) Current Tax (Income Tax)		(3.17)	10.42	103.62
	(b) Deferred Tax - (Asset)/Liability	3.44	(198.59)	4.04	(186.04)
5	Profit after Tax before Regulatory Deferral Account Balances	(45.66)	187.71	45.70	680.00
6	Net Movement in Regulatory Deferral Account Balances Income/(Expense)-Net of Tax	6.34	(106.05)	1.82	(83.03)
7	Profit for the Period from Continuing Operations	(39.32)	81.66	47.52	596.97
8	Other Comprehensive Income/(expense)				
	(i) Items that will not be classified to Profit or Loss:				
	- Re-measurement of the Defined Benefits Plans	(0.02)	(5.73)	(0.50)	(7.22)
	- Deferred Tax on Re-measurements of the Defined Benefit Plans-Deferred Tax Asset/(Liability)	(0.01)	(2.00)	(0.17)	(2.52)
9	Total Comprehensive Income	(39.35)	73.93	46.85	587.23
10	Profit attributable to :				
	Owners of the parent	(39.27)	81.95	47.52	597.52
	Non-controlling interests	(0.05)	(0.29)	-	(0.55)
11	Other Comprehensive Income attributable to :				
	Owners of the parent	(0.03)	(7.73)	(0.67)	(9.74)
	Non-controlling interests	-	-	-	-
12	Total Comprehensive Income attributable to :				
	Owners of the parent	(39.30)	74.22	46.85	587.78
	Non-controlling interests	(0.05)	(0.29)	-	(0.55)
13	Paid-up equity share capital (Face value of share ₹1000/- each)	3,665.88	3,665.88	3,665.88	3,665.88
14	Paid-up debt capital	16,752.23	14,939.77	11,750.59	14,939.77
15	Other equity excluding revaluation reserve as per balance sheet	6,838.80	6,878.11	6,808.62	6,878.11
16	Net worth (Net of NCI)	10,504.68	10,543.99	10,474.50	10,543.99
17	Debenture redemption reserve	285.78	264.42	202.13	264.42
18	Earning Per Share (of ₹1000/-each)				
	EPS including net movement in Reg. Deferral Account-Basic	(10.71)	22.36	12.96	163.00
	EPS including net movement in Reg. Deferral Account-Diluted	(10.71)	22.36	12.96	163.00
	EPS excluding net movement in Reg. Deferral Account-Basic	(12.44)	51.29	12.47	185.65
	EPS excluding net movement in Reg. Deferral Account-Diluted	(12.44)	51.29	12.47	185.65

For and on Behalf of Board of Directors



(Signature)
Ajay Kumar Garg
Chief Financial Officer

(Signature)
Shallinder Singh Kaushal
Director (Finance)

THDC INDIA LIMITED
CIN: U45203UR1988GOI009822
CONSOLIDATED CASH FLOW STATEMENT FOR THE QUARTER ENDED 30.06.2024

PARTICULARS	Amount in Crore ₹		
	For the Quarter Ended 30.06.2024 (Unaudited)	For the Quarter Ended 30.06.2023 (Unaudited)	For the Year Ended 31.03.2024 (Audited)
A. CASH FLOW FROM OPERATING ACTIVITIES			
Profit Before Exceptional items and Tax	-42.22	60.16	597.58
Add: Net Movement in Regulatory Deferral Account Balances (net of tax)	-6.34	-1.82	83.03
Add: Tax on Net Movement in Regulatory Deferral Account Balances		-0.39	17.58
Profit Before Tax including movements in regulatory deferral account balances	-48.56	57.95	698.19
Adjustments for:-			
Depreciation	49.56	72.20	300.05
Depreciation- Irrigation Component	5.91	5.14	20.65
Provisions		0.00	0.00
Bad Debts Written off		0.00	0.00
Advance Against Depreciation	-1.90	-1.89	-7.60
Late Payment Surcharge	-5.56	-3.12	-15.48
Finance Cost	56.56	20.10	158.65
Profit on Sale of Assets		0.00	-0.15
Loss on Sale of Assets	0.51	0.10	0.40
Interest on Bank Deposits	-0.54	-0.39	-1.34
Other Comprehensive Income (OCI)	-0.02	-0.50	-7.22
Prior Period Adjustments through SOCIE			0.00
Exceptional items	104.52	91.64	0.00
Cash Flow from Operating activities Before Working Capital Changes	55.96	149.59	1,146.15
Adjustment For :-			
Inventories	3.13	-0.13	-1.98
Trade Receivables	104.62	228.35	245.27
Other Assets	13.81	39.22	-1,029.01
Loans and Advances (Current + Non Current)	-17.89	0.27	31.58
Minority Interest	0.05	0.00	0.55
Trade Payable and Liabilities	-183.36	-31.65	170.25
Provisions (Current + Non Current)	7.53	71.08	47.10
Net Movement in Regulatory Deferral Account	6.34	-65.77	-83.03
Balance		1.82	308.96
Cash Generated From Operations	-9.81	458.55	526.88
Corporate Tax		-10.42	-103.62
Net Cash From Operations (A)	-9.81	448.13	423.26
B. CASH FLOW FROM INVESTING ACTIVITIES			
Change in:-			
Purchase of Fixed Assets and CWIP	-788.86	-1,032.40	-4,462.92
Proceeds of Fixed Assets and CWIP	0.90	1.38	12.30
Construction Stores			0.00
Capital Advances	-140.58	-92.63	191.40
Interest on Bank Deposits	0.54	0.39	1.34
Late Payment Surcharge	5.55	3.09	15.45
Bank Balances other than cash and cash equivalents	-44.04	3.76	5.47
Investment in Subsidiary Co.		0.00	0.00
Net Cash Flow From Investing Activities (B)	-966.49	-1,116.41	-4,236.96
C. CASH FLOW FROM FINANCING ACTIVITIES			
Share Capital (Including Pending Allotment)	-	-	-
Other Capital Reserve	-	-	-
Repayment of Borrowings- Non Current	-192.79	-172.39	-238.79
Proceeds of Borrowings- Non Current	1,920.41	1,230.48	4,557.91
Borrowings- Current	84.84	17.27	945.42
Lease Liability	-1.90	-2.80	-14.87
Interest on loans	-236.09	-164.12	-1,109.14
Grants	48.26	0.00	23.80
Capital Contribution from Non Controlling Interest	2.55	2.60	4.65
Dividend	-300.00	0.00	-171.44
Net Cash Flow From Financing Activities (C)	1,325.28	911.04	3,997.54
D. NET CASH FLOW DURING THE YEAR (A+B+C)	348.98	242.76	183.84
E. OPENING CASH & CASH EQUIVALENTS	-670.83	-854.67	-854.67
F. CLOSING CASH & CASH EQUIVALENTS(D+E)	-321.85	-611.91	-670.83

Note:

1. Previous year's figures have been Regrouped / Rearranged / Recast wherever necessary.



For and on Behalf of Board of Directors

Ajay Kumar Garg
Chief Financial Officer
 Shallinder Singh Kaushal
Director (Finance)

THDC INDIA LIMITED
CIN: U45203UR1988GOI009822

Additional disclosures as per Clause 52(4) of SEBI(LODR) Regulations, 2015 on CONSOLIDATED STATEMENT OF FINANCIAL RESULTS FOR THE QUARTER ENDED 30.06.2024

Amount In Crore ₹

Sl. No.	Particulars	Quarter ended			Year ended
		30.06.2024 (Unaudited)	31.03.2024 (Audited)	30.06.2023 (Unaudited)	31.03.2024 (Audited)
1	2	3	4	5	6
a	Debt Equity Ratio	1.74	1.59	1.19	1.59
b	Debt Service Coverage Ratio	0.47	1.42	1.17	1.90
c	Interest Service Coverage Ratio	1.18	4.50	6.96	6.65
d	Outstanding redeemable preference shares	-	-	-	-
e	Debenture Redemption Reserve	285.78	264.42	202.13	264.42
f	Net worth	10504.68	10543.99	10474.50	10543.99
g	Net Profit after tax	-39.32	81.66	47.52	596.97
h	Earnings per share	-10.71	22.36	12.96	163.00
i	Current Ratio	0.59	0.52	0.49	0.52
j	Long term debt to working Capital	-14.36	-8.07	-11.88	-8.07
k	Bad debts to a/c receivable	0.00	0.00	0.00	0.00
l	Current Liability Ratio	0.18	0.22	0.17	0.22
m	Total debts to total assets	0.56	0.53	0.47	0.53
n	Debtors turnover	0.61	0.86	0.61	3.43
o	Inventory turnover	2.19	4.54	4.56	18.70
p	Operating margin	5.73%	7.23%	22.61%	38.44%
q	Net profit margin	-15.72%	18.61%	13.39%	30.35%

Ratios have been computed as follows:

(a) Debt equity ratio : Total debt / Shareholder's Equity

Total debt : Non current borrowings (incl. current maturities of non current borrowings) + Current Borrowings

Shareholder's Equity : Equity share capital + Other equity

(b) Debt Service Coverage Ratio : Earnings available for Debt Service / Debt Service

Earnings available for Debt Service : Net Profit after Taxes + Depreciation & Amortisation Exp + Finance Cost + Exceptional Items

Debt service : Interest on debt + Lease Payments + Principal repayments of long term debt

(c) Interest Service Coverage Ratio : (Net Profit after Taxes + Depreciation & Amortisation Exp + Finance Cost + Exceptional Items) / Interest on debt

(i) Current Ratio : Current Assets / Current Liabilities

(j) Long term debt to working Capital : Long term debt (incl. current maturities of non-current borrowings) / (Working capital + current maturities of non-current borrowings)

(k) Bad debts to account receivable : Bad debts / Average Account Receivables

(l) Current Liability Ratio : Current liabilities / Total liabilities (excl. total equity)

(m) Total debts to total assets : Total debt / Total Assets

Total debt : Long term borrowings (incl. current maturities of long term borrowings) + short term borrowings

(n) Debtors turnover : Revenue from Operations / Average trade receivables


(o) Inventory turnover : Revenue from Operations / Average Inventory

(p) Operating margin : (Total Revenue - Employees Benefit Expenses - Depreciation & Amortisation - Generation, Administration & Other Expenses - Provisions) / Revenue from Operations

(q) Net profit margin : Net Profit / Net Sales



For and on Behalf of Board of Directors


Ajay Kumar Garg
Chief Financial Officer


Shallinder Singh Kaushal
Director (Finance)

Notes to Consolidated Financial Results:

1. The above consolidated financial results have been reviewed by the Audit Committee of the Board of Directors in their meeting held on 06.08.2024 and approved by the Board of Directors in the meeting held on 06.08.2024.
2. These consolidated financial results have been reviewed by Statutory Auditors as required under Regulation 52 of the Securities and Exchange Board of India (Listing Obligations and Disclosure Requirements) Regulations, 2015, as amended.
3. (i) Pending Finalisation of Tariff Petition for 2024-29, revenue for Tehri HPP & Koteshwar HEP has been recognized for the current quarter ended 30th June 2024 based on the provisional tariff allowed on the basis of CERC (Terms and Conditions of Tariff) Regulations, 2024. The amount provisionally billed for the Quarter ended 30th June 2024 is ₹ 322.57 Cr (Corresponding Previous Quarter ₹ 408.49 Cr) respectively.

Sales Revenue for Wind, Solar & Small Hydro Projects etc. has been recognized based on approved tariff as per PPAs. The amount provisionally billed for the Quarter ended 30th June 2024 is ₹ 44.54 Cr (Corresponding Previous Quarter ₹ 35.03 Cr) respectively.


(ii) Sales for the Quarter ended 30th June 2024 have been provisionally recognized at ₹ 250.20 Cr (Corresponding Previous Quarter ₹ 354.97 Cr) respectively.

4. During the period, complete shutdown of Tehri HPP & Koteshwar HEP was done from 02.06.2024 to 06.07.2024 due to river joining works of Tehri PSP.
5. During the quarter, the Company has paid interim dividend of ₹ 300.00 Cr. for the financial year 2023-24 which was declared in Board of Directors meeting held on 31-Mar-2024.
6. For all secured bonds issued by the Company, 100% security cover is maintained for outstanding bonds as per the terms of Private Placement Offer Letter.
7. Previous period/year figures have been reclassified / regrouped wherever considered necessary.

For and on Behalf of Board of Directors




Ajay Kumar Garg
Chief Financial Officer


Shallinder Singh Kaushal
Director (Finance)

To,
THDC India Limited
Ganga Bhawan Pragati Puram
Rishikesh (UK)

Independent Statutory Auditor's Certificate for in respect of listed debt securities of THDC India Limited

We understand that THDC India Limited (CIN U45203UR1988GOI009822) ("the Company") having its registered office at Bhagirathi Bhawan, (THDC Top Terrace), Bhagirathipuram, Tehri Garhwal - 249001, India is required to obtain a certificate with respect to Security Cover provided as security in respect of listed secured debt securities of the Company as on 30th June, 2024 and compliance with respect to financial covenants of the listed debt securities for quarter ending 30th June, 2024 in terms of Requirements of Regulation 54 read with Regulation 56 (1) (d) of Securities and Exchange Board of India (Listing Obligations and Disclosure Requirements) Regulations, 2015 as amended ("LODR Regulations") and SEBI (Debenture Trustees) Regulations, 1993 as amended ("DT Regulations").

Management's Responsibility

The Company's Management is responsible for ensuring that the Company complies with the LODR Regulations and DT Regulations. Further the Company is also responsible to comply with the requirements of Debenture Trust deed executed with respective Debenture Trustee.

Auditor's Responsibility

Our responsibility is to certify the Security Cover for the assets provided as security in respect of listed secured debt securities of the Company as on 30th June, 2024 based on the financial statements and compliance with respect to financial covenants of the listed debt securities for quarter ending 30th June, 2024, as specified in SEBI Circular No. SEBI / HO / MIRSD / MIRSD _ CRADT / CIR/P/2022/67 circular dated 19 May 2022.

We conducted our examination in accordance with the Guidance Note on Reports or Certificates for Special Purposes issued by the Institute of Chartered Accountants of India. The Guidance Note requires that we comply with the ethical requirements of the Code of Ethics issued by the Institute of Chartered Accountants of India.

We have complied with the relevant applicable requirements of the Standard on Quality Control (SQC) 1, Quality Control for Firms that Perform Audits and Reviews of Historical Financial Information, and Other Assurance and Related Services Engagements.

Opinion

Based on examination of books of accounts and other relevant records/documents, we hereby certify that:

a) Security Cover Certificate in respect of listed secured debt securities of the Company as on 30th June, 2024 which is paced at **Annexure – I**.

b) Compliance of financial covenants of the listed debt securities :

We have examined the compliances made by THDC India Limited in respect of the financial covenants of the listed debt securities and certify that such covenants/ terms of the issue have been complied by THDC India Limited for quarter ending 30th June, 2024.

• New Delhi
• Gorakhpur
• Prayagraj
• Ranchi
• Noida
• Mau
• Rewa
• Patna
• Dehradun

Suite # 1
Dalibagh Apartments
Butler Road
Lucknow - 226001




Member of
**ntea**
Alliance of
independent firms

The above certificate has been given on the basis of information provided by the Management and the records produced before us for verification.

Restriction on Use

This certificate has been issued to the management of THDC India Limited to comply with requirements of LODR Regulations. Our certificate should not be used for any other purpose or by any person other than the Company and its Debenture Trustee(s). Accordingly, we do not accept or assume any liability or duty of care to any other person to whom this certificate is shown or into whose hands it may come save where expressly agreed by our prior consent in writing.

For HCO & Co.
Chartered Accountants
Firm's ICAI Reg. No. 001087C



(CA. Vivek Agarwal)
Partner
M. No. 400733
Place: Rishikesh
Date: 06.08.2024
UDIN: 24400733BKBNIW2340

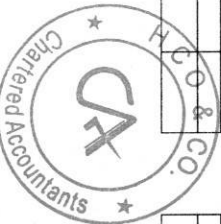


- New Delhi
- Gorakhpur
- Prayagraj
- Ranchi
- Noida
- Mau
- Rewa
- Patna
- Dehradun

Suite # 1
Dalibagh Apartments
Butler Road
Lucknow - 226001

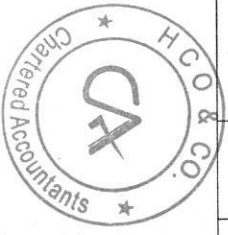
T : 0522-4231643
M : 9415020529
E : info@hcoca.com
W : www.hcoca.com

Column A	Column B	Column C	Column D	Column E (i)	Column F (ii)	Column G	Column H (iii)	Column I (iv)	Column J	Column K	Column L	Column M	Column N	Column O
Particulars		Exclusive Charge	Exclusive Charge	Part-Pass Charge	Part-Pass Charge	Part-Pass Charge	Assets not offered as security	Elimination on (amount in ₹/lacs)	(Total C to J)		Related to only those items covered by this certificate			
	Description of asset for which this certificate relate	Debt for which this certificate to being issued	Other Secured Debt	Debt for which this certificate to being issued	Assets shared by part passu debt holder (includes debt for which this certificate is issued & other debt with part-passu charge)	Other assets on which there is Part-Passu charge/exclusion items covered in column F)		Debt amount considered more than conclude to exclusive plus part-passu charge)		Market value of assets charged on Exclusive basis	Carrying/Book value for exclusive charge assets where market value is not ascertainable or applicable./ For Eg. Bank Balance, JSR (A market value is not applicable)	Market value for Part passu charge Assets (V)	Carrying/Book value for part passu charge assets where market value is not ascertainable or applicable./ For Eg. Bank Balance, JSR (A market value is not applicable)	Total value = (K+L+M+N)
ASSETS		Book Value	Book Value	Yes/No	Book Value as on 30.06.2024	Book Value								
Assets of Tahrir HPP Stage I					2,367.15		1,126.50		3,493.66				2,367.15	2,367.15
Assets of Keshavnagar HPP					668.14		490.66		1,158.61				668.14	668.14
Property, Plant and Equipment	Assets of Wind Power Plant, Dhawlika				180.95		180.95		180.95				180.95	180.95
	Assets of Other Projects						1,045.04		276.09				276.09	276.09
Capital Work-in-progress	CW/P of Tahrir PSP				6,468.31		121.38		6,589.69				6,468.31	6,468.31
	CW/P of Other Projects						13,354.68		13,354.68					
Right of Use of Assets				Yes			634.96		634.96					
Goodwill							1.21		1.21					
Intangible Assets							48.10		48.10					
Intangible Assets under Development							97.21		97.21					
Investments							181.41		181.41					
Loans							188.99		188.99					
Inventories														
Trade Receivables														



2

Cash and Cash Equivalents				137.73		137.73													
Bank Balances other than Cash and Cash Equivalents																			
Others				4,947.20		4,947.20													
Total			10,142.07	22,230.68		32,362.75								10,142.07					10,142.07
LIABILITIES																			
Corporate Bond Series - I	Corporate Bond Series - I		633.81			633.81								633.81					633.81
Corporate Bond Series - II	Corporate Bond Series - II		1,607.16			1,607.16								1,607.16					1,607.16
Corporate Bond Series - III	Corporate Bond Series - III		853.90			853.90								853.90					853.90
Debt securities to which this certificate pertains (vi)	Corporate Bond Series - IV		774.80			774.80								774.80					774.80
Corporate Bond Series - V	Corporate Bond Series - V		1,275.32			1,275.32								1,275.32					1,275.32
Corporate Bond Series - VI	Corporate Bond Series - VI		848.31			848.31								848.31					848.31
Other debt - during part pass change with above debt (vii)	Loan from FIs																		
	Loan from Bank		1,600.25			1,600.25								1,600.25					1,600.25
Other debt - subordinate debt																			
Borrowings																			
Bank																			
Debt securities																			
Others																			
Trade Payables																			
Lease Liabilities																			
Provisions																			
Others																			
Total			7,593.54			14,261.69								21,853.23					7,593.54
ISIN: INE812V0701	3 Corporate Bond Series - I																		1.11
ISIN: INE812V0702	1 Corporate Bond Series - II																		1.14



Handwritten signature or mark

Cover on Book Value (vi) & (ix)	ISIN : INE812V0703 9 Corporate Bond Series - III		Yes																		
	ISIN : INE812V0704 7 Corporate Bond Series - IV																			1.44	
	ISIN : INE812V0705 4 Corporate Bond Series - V																				1.44
	ISIN : INE812V0706 2 Corporate Bond Series - VI																				1.44
Cover on Market Value		Exclusive Security Cover Ratio																			
		Pari-Passu Security Cover Ratio (ix)																			1.34

- (i) This column shall include debt for which this certificate is issued having pari passu charge
- (ii) This column indicates if book value of assets having pari-passu charge by outstanding book value of debt for which this certificate is issued and c). Other debt sharing pari passu charge along with debt for which certificate is issued.
- (iii) This column indicates all those assets which are not charged.
- (iv) No Land, Building and Other Immovable Assets are offered as security. Movable Assets and movable CHIT has been offered as security and same has been shown at Book Value.
- (v) The principal and interest accrued amount of Long term borrowing outstanding as on 30.06.2024 has been proportioned among movable asset, immovable asset and trade receivable based on its security for calculation of Debt securities and Interest
- (vi) Accrued on these debt securities shown in Annexure -I above
- (vii) Cover on Book Value is calculated based on outstanding value of corresponding debt plus interest accrued but not due on the same while pari passu security cover is calculated based on total book value of assets offered on pari passu charge to total corresponding debt and interest accrued but due on the same.





टीएचडीसी इंडिया लिमिटेड
THDC INDIA LIMITED
CIN: U45203UR1988GOI009822



**Statement indicating the utilization proceeds of THDCIL Corporate Bonds Series-X issued during the quarter ended
June 30,2024:**

A. Statement of utilization of issue proceeds:

Name of the Issuer	ISIN	Mode of fund raising (Public issues/Private placement)	Type of Instrument	Date of raising funds	Amount Raised	Funds utilized	Any deviation (Yes/No)	If 8 is Yes, then specify the purpose of which funds were utilized	Remarks, if any
1	2	3	4	5	6	7	8	9	10
THDC India Limited	INE812V08045	Private Placement	Non-Convertible Debentures	29 th May 2024	750 Cr.	750 Cr.	No	NA	None

A. Statement of deviation/ variation in use of Issue proceeds: No deviation/variation in use of issue proceeds.- NIL

Particulars	Remarks														
Name of listed entity	THDC India Limited														
Mode of fund raising	Private Placement														
Type of instrument	Non-Convertible Debentures														
Date of raising funds	29 th May 2024														
Amount raised	750 Cr.														
Report filed for quarter ended	June 30,2024														
Is there a deviation/ variation in use of funds raised?	NA														
Whether any approval is required to vary the objects of the issue stated in the prospectus/ offer document?	NA														
If yes, details of the approval so required?	NA														
Date of approval	NA														
Explanation for the deviation/ variation	NA														
Comments of the audit committee after review	NA														
Comments of the auditors, if any	NA														
Objects for which funds have been raised and where there has been a deviation/ variation, in the following table: NA															
<table border="1"><thead><tr><th>Original Object</th><th>Modified Object, if any</th><th>Original Allocation</th><th>Modified Allocation, if any</th><th>Funds Utilized</th><th>Amount of deviation/variation for the quarter according to applicable object (in Rs. Crore and in %)</th><th>Remarks, if any</th></tr></thead><tbody><tr><td colspan="7">No deviation/variation and hence not applicable.</td></tr></tbody></table>	Original Object	Modified Object, if any	Original Allocation	Modified Allocation, if any	Funds Utilized	Amount of deviation/variation for the quarter according to applicable object (in Rs. Crore and in %)	Remarks, if any	No deviation/variation and hence not applicable.							
Original Object	Modified Object, if any	Original Allocation	Modified Allocation, if any	Funds Utilized	Amount of deviation/variation for the quarter according to applicable object (in Rs. Crore and in %)	Remarks, if any									
No deviation/variation and hence not applicable.															

Deviation could mean:

- a. Deviation in the objects or purposes for which the funds have been raised.
- b. Deviation in the amount of funds actually utilized as against what was originally disclosed.



Name of signatory: Rashmi Sharma

Designation: Company Secretary

Date:06.08.2024

UTILISATION CERTIFICATE

To,
The Vistra ITCL (India) Limited
The IL&FS Financial Centre, Plot C-22, G Block
7th Floor, Bandra Kurla Complex,
Bandra (East)
Mumbai

This is to certify that M/s THDC India Limited has raised Rs. 750.00 Crores dated 29.05.2024 through the issuance of Corporate Bonds (Series X) on a Private Placement Basis. The funds have been utilized for the purpose for which it was raised.

The above is based on the book of accounts and supporting documents provided to us for verification.

Thanking You,

Yours faithfully,

For HCO & Co.
Chartered Accountants
FRN: 001087C



CA. Vivek Agarwal
Partner
M. No.- 400733
UDIN: 24400733BKBNEC7319
Place: Lucknow
Date: 04.06.2024